



# YUASA BATTERY



**TRUCK, BUS  
& HEAVY  
EQUIPMENT  
BATTERIES**



# TRUCK, BUS & HEAVY EQUIPMENT

YUASA'S TRUCK, BUS AND HEAVY EQUIPMENT BATTERIES REPRESENT THE LATEST IN PERFORMANCE AND RELIABILITY FOR HAULAGE AND HEAVY COMMERCIAL VEHICLES. THEY DELIVER WHAT DRIVERS AND FLEET MANAGERS REALLY WANT – LONGER LIFE WITH LESS DOWN TIME.

Delivering more than just superior starting power, Yuasa's Truck, Bus and Heavy Equipment batteries can sustain constant current loads over extended periods, to run on-board accessories for longer.



## A PROVEN LEADER FOR STORED ENERGY SOLUTIONS.







Yuasa Batteries is part of the Century Yuasa group, our reputation for quality and innovation has been refined and demonstrated over many decades.

In this time we have developed the engineering expertise and technical know-how to deliver a range of batteries better suited to New Zealand's extreme climate and harsh conditions.

Today we pride ourselves in offering our customers a range of market leading products and services which continue to set new standards in technology and performance.



## CHOOSING THE RIGHT BATTERY

TRUCK, BUS & HEAVY EQUIPMENT			
Battery Type	Heavy Duty AGM	Heavy Duty	Heavy Duty Maintainable
Fitment	For Severe Service Applications	For Heavy Equipment & Commercial Vehicles	For Heavy Equipment & Commercial Vehicles
Application	Starting and semi-cycling for on-board accessories*	Starting Only	Starting Only
Performance	950 CCA 100 AH	1000 CCA	1000 CCA
Vibration Resistance	✓✓✓	✓✓	✓
SPECIFICATIONS			
Special Features	» Tight cell packing » Calcium grid alloy » Absorbed Glass Mat (AGM) » Pressure valve	» Platelock™ technology » Calcium grid alloy » PE separator » Mud rack design	» Platelock™ technology » Hybrid grid alloy » Glass Mat separator » Thicker battery plates
Design	 MAINTENANCE FREE DESIGN	 MAINTENANCE FREE DESIGN	 MAINTAINABLE DESIGN
Warranty	24 MONTH WARRANTY <sup>†</sup>	24 MONTH WARRANTY <sup>†</sup>	24 MONTH WARRANTY <sup>†</sup>

Based on AXD31-950, 31-1000MF and N150 battery. † Terms and conditions apply. Refer to individual warranty statement attached to each battery.  
\*Low current draw accessories (shallow cycling).



## ONLINE BATTERY FINDER

Are you short on time?

Use Yuasa's online Battery Finder to quickly and easily find the most suitable battery for your needs.

- 1 Visit [yuasabatteries.co.nz](https://yuasabatteries.co.nz)
- 2 Key in the vehicle make, model and year
- 3 The online Battery Finder quickly finds the most suitable battery for your needs





# Heavy Duty AGM

Yuasa Heavy Duty AGM batteries are a range of premium batteries incorporating Absorbed Glass Mat (AGM) technology and robust positive plates that combine to deliver superior starting power, extreme cycle life and enhanced discharge capability.

- » Absorbed Glass Mat separators for enhanced endurance and vibration resistance
- » Superior strength and durability for commercial conditions
- » Specialist plate design to reduce self-discharge and water loss
- » Semi-cycling performance for on-board accessories#



FOR SEVERE SERVICE APPLICATIONS



SUPERIOR PERFORMANCE & DURABILITY



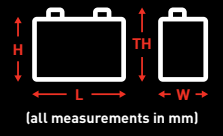





ABSORBED GLASS MAT TECHNOLOGY



BUILT TO COMBAT VIBRATION



MAINTENANCE FREE DESIGN

ITEM ID	BATTERY TYPE	WARRANTY †	VOLTS	CCA -18°C	RC @ 25°C	AH @ 20HR									
							L	W	H	TH					
							HEAVY DUTY AGM								
628201	AXD31-950	24	12	950	200	100	332	172	210	231	D	27.40	TWIN	-	AGM, CH, CV, FA, MF, PV
628202	AXD31-950S	24	12	950	200	100	332	172	210	231	H	27.40	TH	-	AGM, CH, CV, FA, MF, PV
618200	AXD26R	24	12	750	140	75	260	172	200	220	D	19.70	STD	SIDE/END	AGM, EL, FA, MF, SL

† Conditions apply. Refer to individual warranty statements attached to each battery. #Selected items only.



# Heavy Duty

Yuasa Heavy Duty batteries are built tough for New Zealand's harsh working conditions. Incorporating industry leading design features, these maintenance free batteries provide exceptional performance & longer life in heavy duty applications.

- » Calcium technology for reduced water loss and lower self-discharge
- » Improved strength and durability for commercial conditions
- » Platelock™ technology to combat vibration and damage from rough uneven roads



FOR HEAVY EQUIPMENT & COMMERCIAL VEHICLES



DEPENDABLE PERFORMANCE & DURABILITY



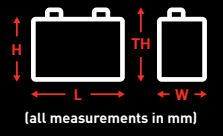





BUILT TO COMBAT VIBRATION



DESIGNED FOR NEW ZEALAND CONDITIONS



MAINTENANCE FREE DESIGN

ITEM ID	BATTERY TYPE	WARRANTY †	VOLTS	CCA -18°C	RC @ 25°C	AH @ 20HR									
							L	W	H	TH					
							HEAVY DUTY								
625200	31-1000MF	24	12	1000	200	100	330	172	218	242	H	24.80	STD	-	CH, CI, CV, FA, MF, MR, PL
625201	31-800MF	24	12	800	180	90	330	172	218	242	H	23.20	STD	-	CH, CI, CV, FA, MF, MR, PL
625202	N100MF	24	12	730	180	100	410	175	212	235	D	25.10	STD	-	CH, CI, FA, MF, MR, PL, VR
625214	N100LMF	24	12	730	180	100	405	175	212	235	C	25.10	STD	-	CH, CI, FA, MF, MR, PL, VR
625203	N120MF	24	12	850	235	125	505	183	212	235	F	32.10	STD	-	CH, CI, FA, MF, MR, PL, VR
625204	N150MF	24	12	1000	300	155	508	222	213	236	F	38.40	STD	-	CH, CI, FA, MF, MR, PL, VR
625205	N200MF	24	12	1150	400	200	522	279	220	244	F	51.50	STD	-	CH, CI, FA, MF, MR, PL, VR
626205	DIN135LMF	24	12	900	250	135	512	174	183	207	E	34.00	STD	SIDE/END	CH, CI, EL, MF, PL, SL, VR


† Conditions apply. Refer to individual warranty statements attached to each battery.



# Heavy Duty Maintainable

Yuasa Heavy Duty maintainable batteries are ideal for short haul/hiab/tail lift applications. Made with thicker battery plates for increased durability and battery life, these batteries feature a maintainable design for maximum control over battery life.

- » Reliable starting power
- » Improved strength and durability for commercial conditions
- » Platelock™ technology to combat vibration and damage from rough uneven roads#



FOR HEAVY EQUIPMENT & COMMERCIAL VEHICLES



DEPENDABLE PERFORMANCE & DURABILITY



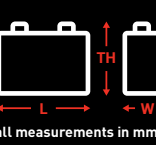


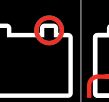


BUILT TO COMBAT VIBRATION



DESIGNED FOR NEW ZEALAND CONDITIONS



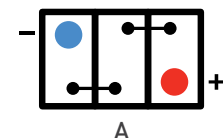
MAINTAINABLE DESIGN

ITEM ID	BATTERY TYPE	WARRANTY †	VOLTS	CCA -18°C	RC @ 25°C	AH @ 20HR									
							L	W	H	TH	POLARITY	WEIGHT	TERM. TYPE	HOLD DOWN	
HEAVY DUTY MAINTAINABLE															
621201	26	24	6	850	294	150	304	171	201	222	A	21.35	STD	-	CH, LM, PL
621200	23	24	6	850	245	120	259	172	220	220	A	18.50	STD	-	CH, LM
621204	86Z	24	12	680	180	92	348	170	210	238	C	25.60	STD	SIDE	CH, LM, MR, PL, SL
621205	87Z	24	12	680	180	92	348	170	210	238	D	25.60	STD	SIDE	CH, LM, MR, PL, SL
621202	89	24	12	800	210	125	342	172	262	286	C	30.70	STD	SIDE	CH, CV, LM, PL, SL
621206	89B	24	12	800	210	125	342	172	262	286	D	30.70	STD	SIDE	CH, CV, LM, PL, SL
621203	94	24	12	890	255	135	519	206	181	203	E	35.60	STD	-	CH, CV, LM, PL
621207	N100	24	12	750	180	100	407	175	210	231	D	25.00	STD	-	CV, GM, LM, PL
621208	N120	24	12	850	230	120	506	183	210	240	F	35.50	STD	-	CV, GM, LM, PL
621209	N150	24	12	1000	300	150	506	220	210	240	F	41.90	STD	-	CV, GM, LM, PL
621210	N200	24	12	1200	390	200	519	277	218	248	F	56.90	STD	-	CV, GM, LM, PL
621218	N200S	24	12	1200	505	225	518	276	216	242	E	59.90	STD	-	CV, LM, PL
626203	DIN92	24	12	800	170	88	354	174	190	190	C	21.10	STD	SIDE/END	CH, CV, EL, FA, LM, SL
626201	DIN150	24	12	950	290	143	512	218	210	210	E	34.90	STD	SIDE/END	CH, LM, SL

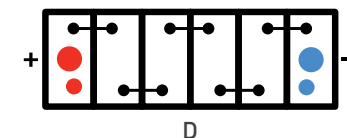
† Conditions apply. Refer to individual warranty statements attached to each battery. #Selected items only.

## Cell Assembly Layout

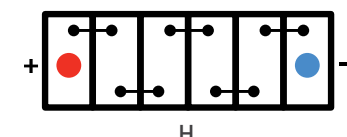
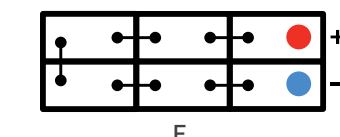
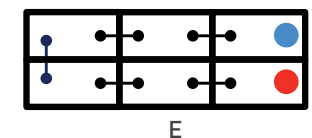
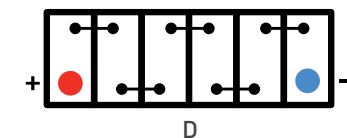
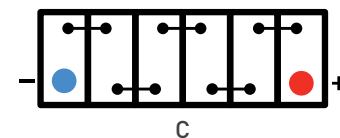
6 Volt



Multi-Terminals



12 Volt




## Terminal Types

Standard Terminal Post (STD)



Threaded Terminal (TH)



Twin



## Battery Hold-Down

Side Hold-down



End Hold-down



Din Style Side Hold-down



Din Style End Hold-down



## Special Features Glossary

<b>AGM</b>	Absorbed Glass Mat	<b>EL</b>	End Ledge	<b>MR</b>	Mud Rack
<b>CH</b>	Carry Handles	<b>FA</b>	Flame Arrestor	<b>PL</b>	Platelock™ Technology
<b>CI</b>	State of Charge Indicator	<b>GM</b>	Glass Mat Separator	<b>PV</b>	Pressure Valve
<b>CV</b>	Central Venting	<b>LM</b>	Low Maintenance	<b>SL</b>	Side Ledge
<b>EFB</b>	Enhanced Flooded Battery	<b>MF</b>	Maintenance Free	<b>VR</b>	Vibration Resistant



# YUASA BATTERY

For more information on Yuasa's range of products and services, visit [yuasabatteries.co.nz](http://yuasabatteries.co.nz)

Available from: